


**A-981 Series, Rated up to 600 Amps, 28/48 Vdc**

**See Part Number Listing on Last Page**

**Product Facts**

- SPDT, Double break or 1PST NO, 1PST NC
- Gasket sealed
- Auxiliary contacts available
- Meets many requirements of MIL-PRF-6106



**Performance Data**

**Electrical Characteristics**

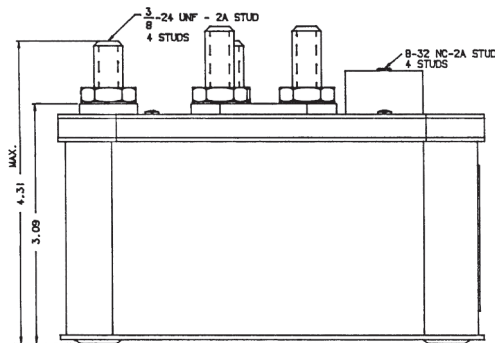
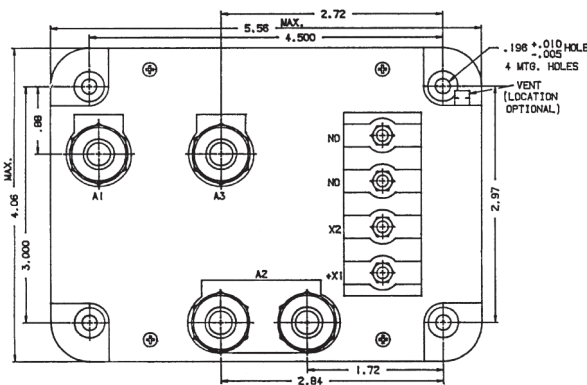
- Contact Arrangement** — SPST NC, Double Break or 1PST NO, 1PST NC
- Rated Operating Voltage** — 28 Vdc
- Resistive Rating** — 600 Amps
- Inrush for 30 sec** — 1,000 Amps
- Motor Rating** — 1,500 Amps, Inrush only

**General Characteristics**

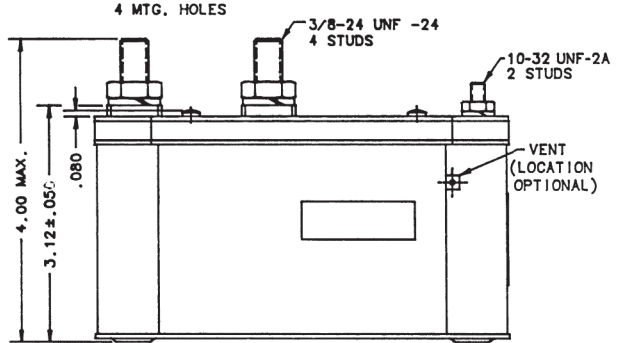
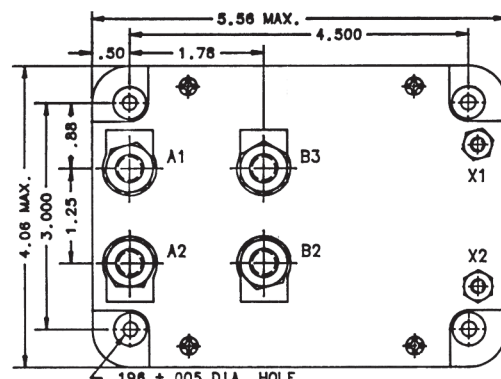
- Temperature Range** — -55°C to +71°C
- Operating Cycles (Life) at Rated Resistive Load, Min.** — 50,000 cycles
- Operating Cycles (Life) Mechanical, Min.** — 100,000 cycles
- Weight, Max.** — A-981E — 4 lbs 5 oz  
A-981K — 4.5 lbs

**Coil Characteristics**

- Duty Cycle** — A-981E — Continuous  
A-981K — Continuous, economizing
- Operating Voltage** — A-981E — 28 Vdc  
A-981K — 24 Vdc min. to 30 Vdc max.
- Pickup Voltage** — A-981E — 18 Vdc max. hot  
A-981K — 16 Vdc max. initial @ 25°C
- Dropout Voltage** — A-981E — 10 Vdc max. hot  
A-981K — 1 to 10 Vdc



**Mounting Style A**

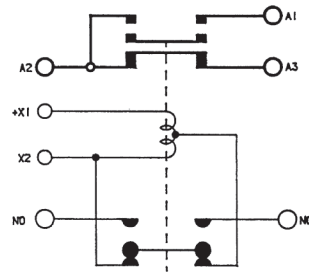


**Mounting Style B**

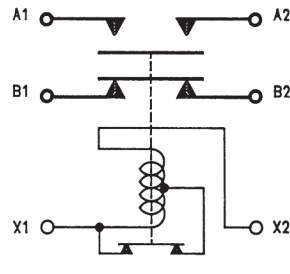
For factory-direct application assistance, phone 419-521-9500 or fax 419-526-2749.

**A-981 Series, Rated up to 600 Amps, 28/48 Vdc** (Continued)

**Circuit Configurations** (Consult factory for other available circuit configurations)



Circuit Configuration 1



Circuit Configuration 2

HARTMAN Part Number	Construction Type	Mounting Style	Coil Type	Circuit Config.	TE Part Number
A-981E	Gasket/Vented	A	Continuous, Economizing	1	1616083-1
A-981K	Gasket/Vented	B	Continuous, Economizing	2	1616083-2

For factory-direct application assistance, phone 419-521-9500 or fax 419-526-2749.